



**HELLENIC CANOE-KAYAK  
SUP - SURFING FEDERATION**

# Life Cycle Assessment

of 33th Hellenic Canoe-Kayak Sprint National Championships Seniors/Juniors

**21/23 July '23**



**DECK**

Developing Environmental  
Circular Knowledge



**Co-funded by  
the European Union**

# Table of contents



- 1. Life Cycle Assessment (LCA)**
- 2. Methodology and Regulation**
- 3. Goal (+ Functional Unit)**
- 4. Impact categories**
- 5. System Boundaries**
- 6. Results**
- 7. Conclusions**



**Co-funded by  
the European Union**

Funded by the European Union. Views and opinions expressed are however those of the author(s) only and do not necessarily reflect those of the European Union or the European Education and Culture Executive Agency (EACEA). Neither the European Union nor the granting authority can be held responsible for them.

---

# What is a Life Cycle Assessment?

Life Cycle Assessment (LCA) is a methodology to assess the overall environmental burden associated to the whole life cycle of a product or service. It is generally considered the most reliable tool to assess properly the sustainability of a product.



## LCA CAN HELP IN:

- comparing different alternatives in the product life cycle (i.e., packaging solutions, logistics, energy sources, raw materials and supply chain processing, use phase and or end of life)
- identifying environmental “hotspots” (where “it matters most”), allowing the selection of effective actions aimed at lowering the environmental footprint of a product

## TODAY, LCA IS DEFINED IN TWO ISO STANDARDS:

- **ISO 14040:2006**  
**Environmental management**  
Life cycle assessment  
Principles and framework
- **ISO 14044:2006**  
**Environmental management**  
Life cycle assessment  
Requirements and guidelines

### ISO 14040

defines LCA as the “compilation and evaluation of the inputs, outputs and the potential environmental impacts of a product system throughout its life cycle”




# Methodology & Regulations

The current study is based on and takes into account the Product Environmental Footprint (PEF) Method to measure and communicate the life cycle environmental performance of products.

The European Commission in 2013 published the Recommendation 179/2013/EC (now updated with the Recommendation 2021-9332) that contains the guidelines of the LCA methodology to be applied to a product/service or to the activities carried out by an organization in order to communicate their potential life cycle environmental impact.

**LCA is an iterative process, which consists of 4 main phases:**



Goal and scope definition



Inventory analysis (Life Cycle Inventory - LCI)



Impact assessment  
(Life Cycle Impact Assessment - LCIA)



Interpretation of the results.



# Goals

The **Goal** of this study is to identify the environmental footprint of a canoeing and kayaking competition with regards to 33th Hellenic Canoe-Kayak Sprint National Championships Seniors/Juniors - 21/23 July '23.



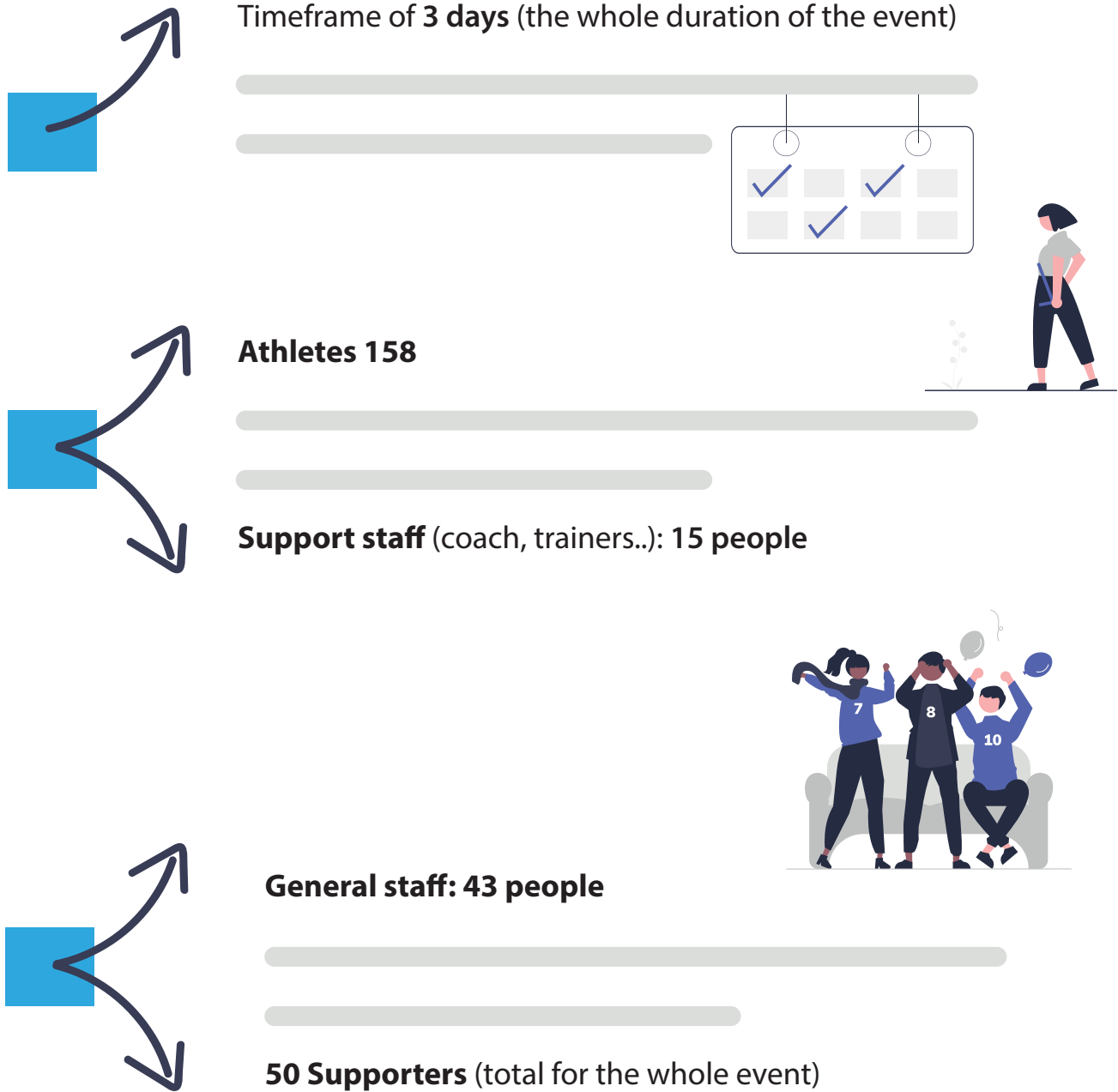
The main aim of the study is to **understand the most impactful processes**, so-called “**hotspots**”, associated with the professional canoeing and kayaking competition, in order to identify opportunities to lower the overall environmental footprint, by means of **improvement actions**.

This study has been carried out in the frame of DECK project funded by the EC with Erasmus+ Programme.



# Functional Unit

The Functional Unit of the study is 33th Hellenic Canoe-Kayak Sprint National Championships Seniors/Juniors - 21/23 July '23, which includes a:




# Impact categories

Environmental Footprint (EF) Impact categories represent the environmental problems of interest to which the results of the life cycle inventory analysis can be assigned.

Following are the impact categories included in the EF v3.1 method and considered in the analysis.

- Acidification
- Climate change – Total
- Climate change - Biogenic
- Climate change - Fossil
- Climate change - Land use and transformation
- Ecotoxicity, freshwater
- Particulate matter
- Eutrophication, marine
- Eutrophication, freshwater
- Eutrophication, terrestrial
- Human toxicity, cancer
- Human toxicity, non-cancer
- Ionising radiation
- Land use
- Ozone depletion
- Photochemical ozone formation
- Resource use, fossils
- Resource use, minerals and metals
- Water use



# System Boundaries

For the LCA of Canoe competition, the following sections have been considered:



Temporary Infrastructure



Temporary Infrastructure Maintenance

Utilities

Food & Beverage



Packaging F&B


Transport Equipment & clothing



Ticket & Promotional materials

Waste

Mobility



Accommodation








## Results

The PEF results are calculated with the LCA software **SimaPro 9.5.0.0** and the **Environmental Footprint (EF 3.1) method**.

EF 3.1 method is the impact assessment method developed by European Commission during the EF Transition Phase.

All the data have been collected directly by the **Hellenic Canoe - Kayak, SUP, Surfing Federation**, while all the life cycle secondary datasets used in the model belongs to the Ecoinvent 3.9 and Agribalyse databases.

# Results Focus on relevant categories



For each relevant impact category identified, the percentage impact contributions of the different stages have been calculated.

## Climate Change Kg CO2 eq

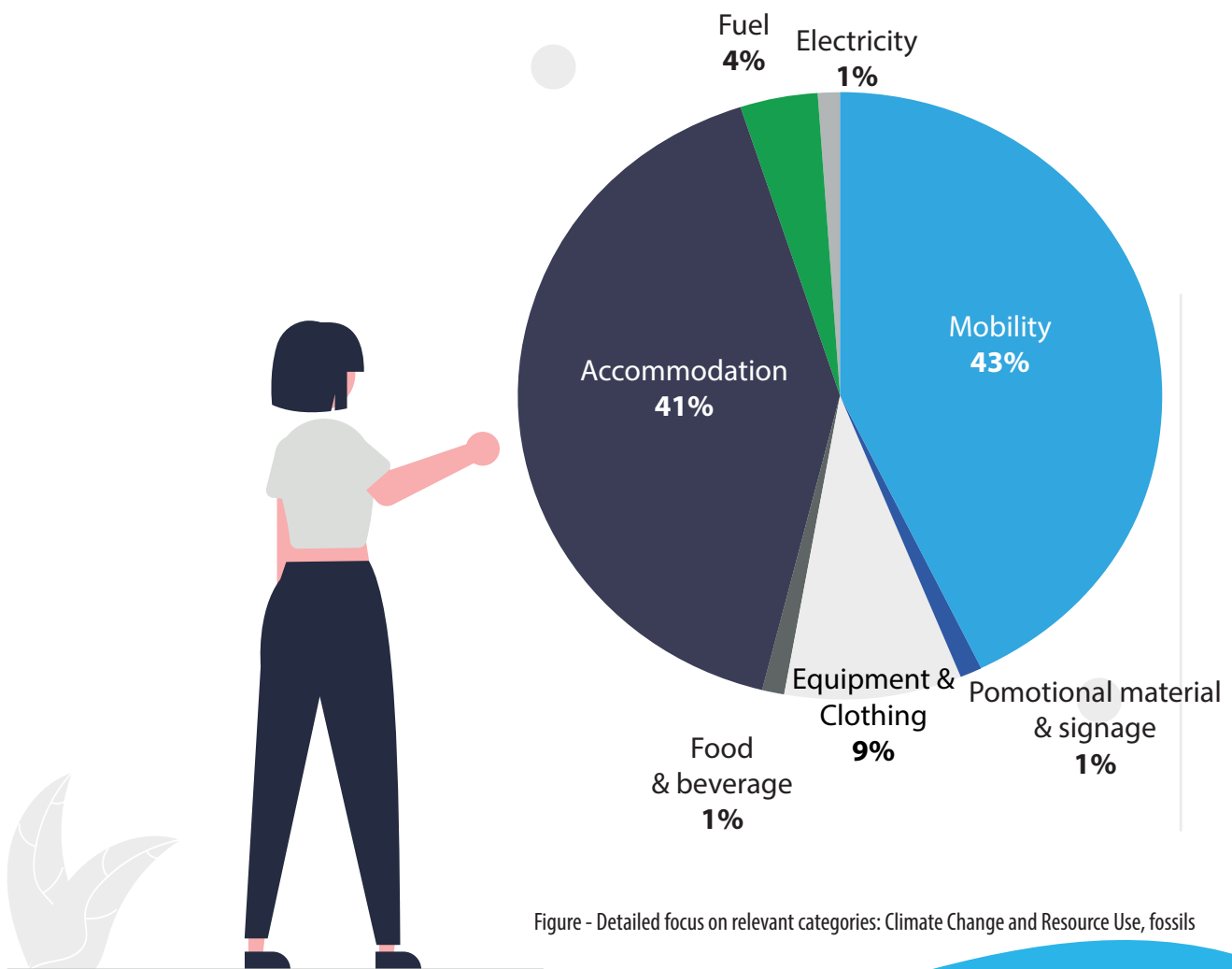


Figure - Detailed focus on relevant categories: Climate Change and Resource Use, fossils

# Results Focus on relevant categories



The figures show a focus on the first two relevant impact categories: **Climate Change** and **Resource Use** (fossils).

## Resource use, fossils MJ

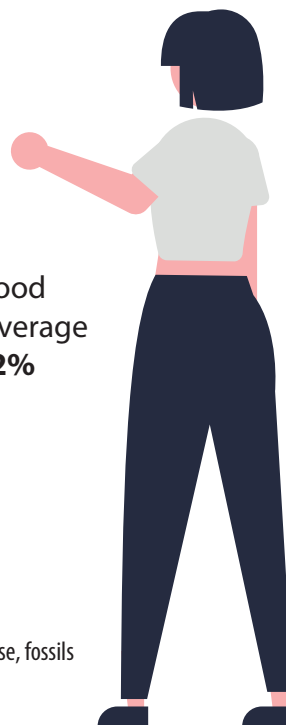
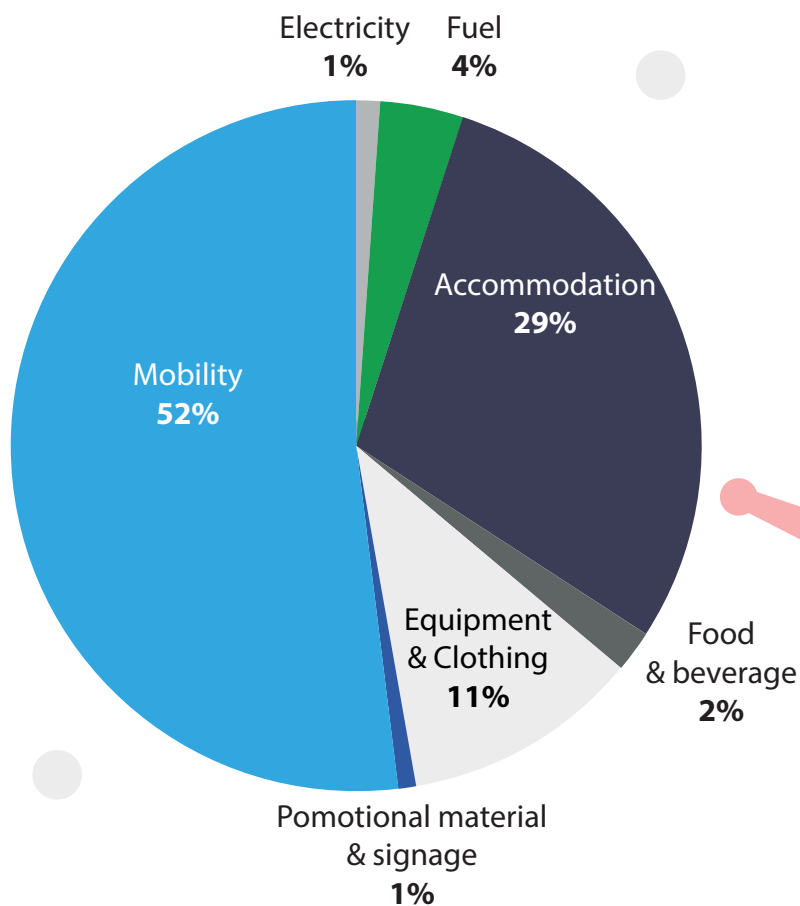



Figure - Detailed focus on relevant categories: Climate Change and Resource Use, fossils

# Results

## Environmental footprint



More than 46% of the overall footprint is represented by Accommodation of athletes, Staff and Supporters.

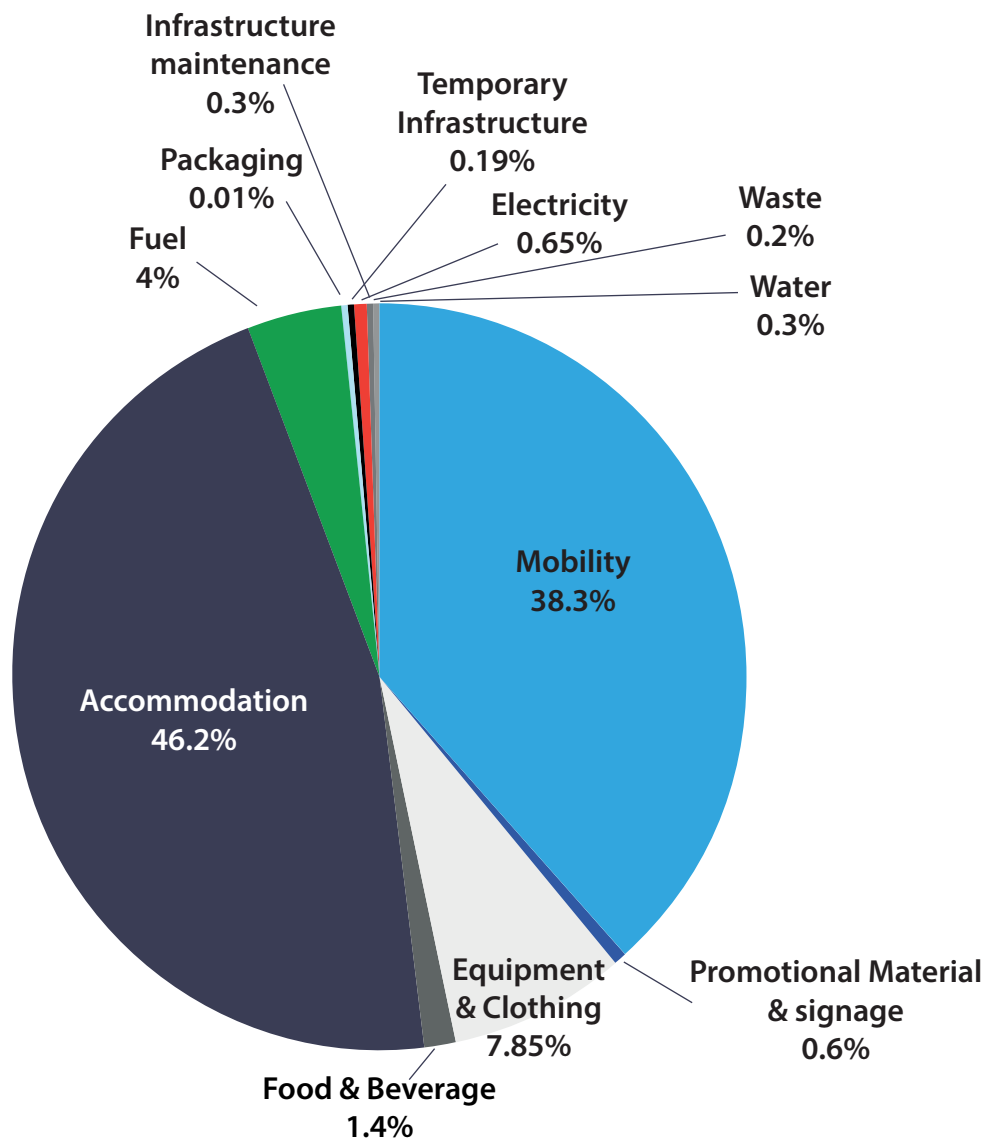



Figure - Weighted results: % contribution of each life cycle phase

# Results

## Focus on Mobility



Focusing on Mobility, General Staff Mobility (42%) is the most impactful sub-section of transport.

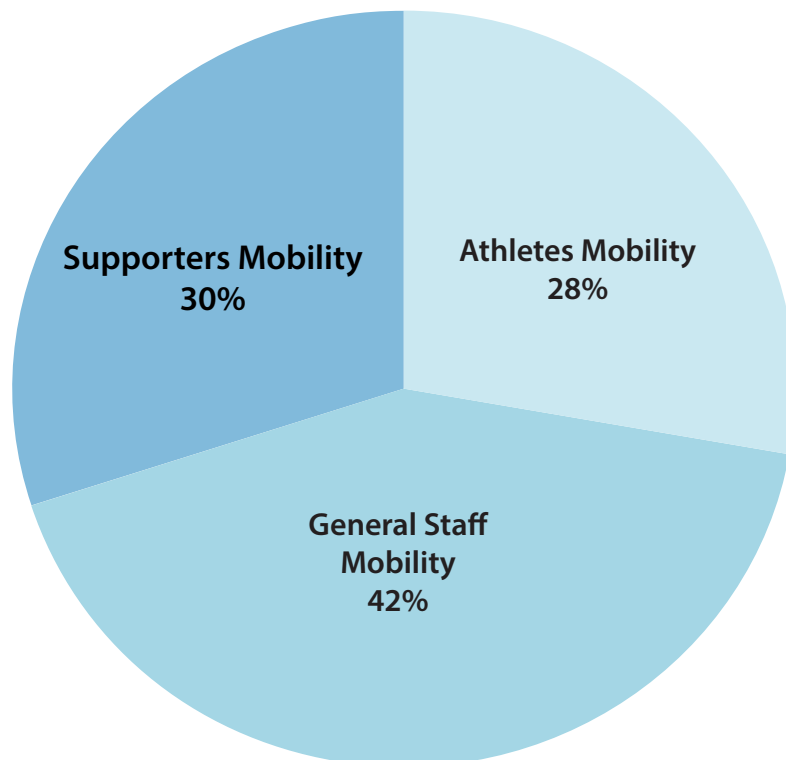


Figure - Weighted results for total mobility: % contribution divided between Athletes, General Staff and Supporters' Mobility

# Results – Data Quality



The assessment shows that 90% of impacts are defined by at least good data quality.



Still a significant (10%) share of data are of fair quality.

This shall be taken into consideration in the interpretation of the results, especially for the contribution of the food and beverages and waste processes, where several components have been modelled with secondary datasets – not specific.



# Results – Conclusions



**Climate Change, Resource Use, fossils**, have to be considered the first two most relevant impact categories



Considering all life cycle stages, **Accommodation (46.2%), Mobility(38.3%) and Equipment&Clothing (7.85%)** represent the most impactful stages



With reference to **Carbon Footprint**, Mobility is confirmed as **most relevant contributor (43%)** to the impact category indicator (Climate Change- kg CO<sub>2</sub> eq.), followed by Accommodation (41%) and Equipment&Clothing (9%)



**D**eveloping **E**nvironmental  
**C**ircular **K**nowledge

Life Cycle Assessment of 33th Hellenic Canoe-Kayak  
Sprint National Championships Seniors/Juniors - 21/23  
July '23

Date published: May 2024

Study carried out by the Institute of Management of  
S. Anna School of Advanced Studies. The results are  
based on the data provided by the Hellenic Canoe -  
Kayak, SUP, Surfing Federation.

<http://deckproject.eu>



**Co-funded by  
the European Union**